

Study Skills Evening Class 2025

***How can I support my child
with their English studies?***

#Team11



Oonagh Tooze



Nicola Clowsley



Alice Parsons



Siobhan Foley-Bearne



Ellie Cox-Davies



Vickie Sincock

- Very experienced
- Strong classroom practitioners
- Good knowledge of the specification
- Always strive for the best for their students
- 9 hours over 2 weeks
- Mastery on Tuesday Mornings: Revision of Literature Texts
- Mastery into Period 1 every Week B: allows for extended writing practice
- Trial small group extraction from Mastery into extended writing practice
- Intervention with Y11 tutors (Siobhan and Alice)
- Regular independent practice (individual questions up to part papers and mocks) and feedback
- Cycle 2 Homework booklets
- Training in marking and standardisation
- Easter Revision Session
- Drop Down Days

#Team11

Parents/ carers

- Support
- Ask questions
- Reinforce importance of subject
- Nudge, encourage, cajole
- Support catch-ups
- Attend progress evenings
- Equipment
- Get in touch if you are worried
- Quiz
- Flag resources
- Mop up tears/angst/ provide chocolate/ kickaround

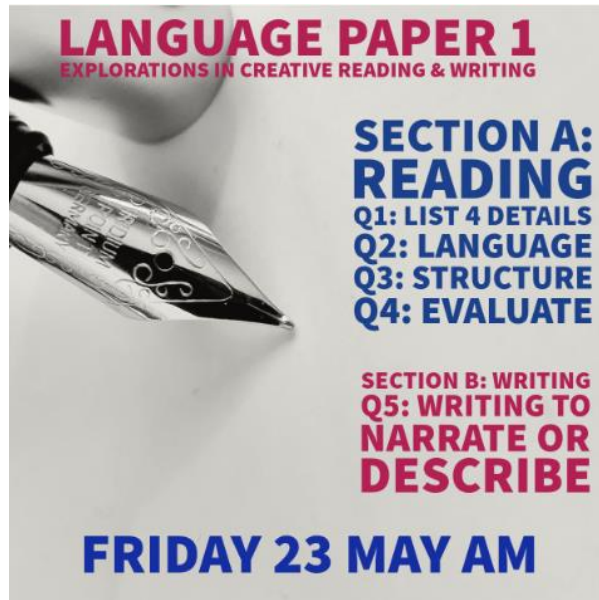
Students

- Work hard in lessons
- Keep trying even when it's tough
- Independent revision and practice (minimum good effort on HW)
- Flashcards
- Ask for help
- Just keep swimming!
- Be in school as much as possible

English Qualification Overview

GCSE 1: English Language

- Reading comprehension of Unseen texts
- Writing accurately and creatively for purpose e.g. letters, persuasive articles, description
- Entry level qualification for many future careers and further education qualifications
- Spoken Language NEA

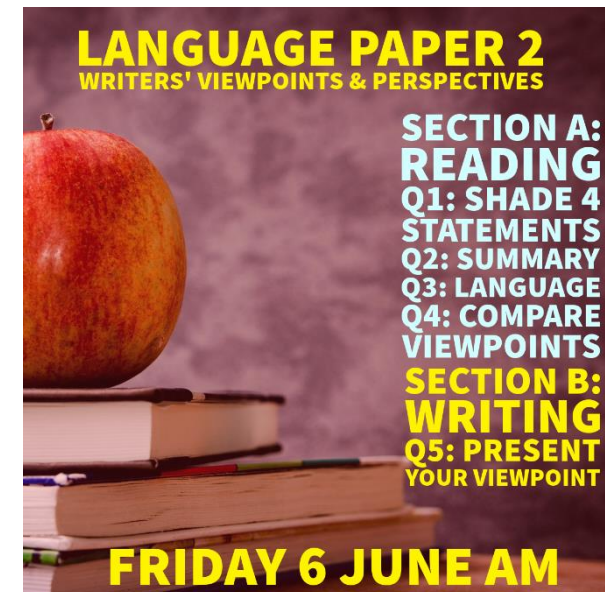


LANGUAGE PAPER 1
EXPLORATIONS IN CREATIVE READING & WRITING

SECTION A: READING
Q1: LIST 4 DETAILS
Q2: LANGUAGE
Q3: STRUCTURE
Q4: EVALUATE

SECTION B: WRITING
Q5: WRITING TO NARRATE OR DESCRIBE

FRIDAY 23 MAY AM



LANGUAGE PAPER 2
WRITERS' VIEWPOINTS & PERSPECTIVES

SECTION A: READING
Q1: SHADE 4 STATEMENTS
Q2: SUMMARY
Q3: LANGUAGE
Q4: COMPARE VIEWPOINTS

SECTION B: WRITING
Q5: PRESENT YOUR VIEWPOINT

FRIDAY 6 JUNE AM


English Qualification Overview



GCSE 2: English Literature

- Studying 'taught' texts
- Shakespeare: Romeo and Juliet
- 19th Century: A Christmas Carol
- 'Modern Text': An Inspector Calls
- Poetry Anthology: Power and Conflict
- Unseen poetry + short comparison
- Ability to analyse longer texts and write essays
- High value qualification (1 of your 5 grades at 4/5/6 above)
- Grade 4 accepted by Exeter College without needing to resit





Paper 1: Explorations in Creative Reading and Writing

Section A: Reading

1	List 4 things (AO1)	4 Marks
2	Language Analysis (AO2)	8 Marks
3	Structure Analysis (AO2)	8 marks
4	Evaluate (AO4)	20 Marks

Section B: Writing

5	Content and Organisation (AO5)	24 Marks
5	Technical Accuracy aka SPAG (AO6)	16 Marks

Overview of the Paper

➤ 1hr 45mins

Section A Reading: 40 Marks

(25%)

➤ 1hr

➤ 1Text

➤ 4 Questions






Section B Writing: 40 Marks

(25%)

➤ 45 mins

➤ Choice of 2 Creative Writing



 Activate	 Predict	 Question	 Clarify	 Summarise	Habits of Excellent Readers
What prior knowledge do I have of...? Can I remember anything about...? The title could be linked to...? I think I've learnt about... in...	I wonder if... because... I imagine... because... I predict... because... I think... will happen because..... I think...because...	Who? What? Where? When? Why? How? Could? Should? Would?	Are there any challenging words? Is there anything confusing or unclear?	What are the most important details? What is each paragraph about? How does the text change from beginning to middle to end?	<ul style="list-style-type: none"> • Find the correct page in your book quickly • Sit like a scholar • Track the text with a bookmark or ruler as your teacher/ peer reads • Be prepared to read at any point so listen actively • Switch readers quickly when I say your name • Be ready to 'Hold the Place' with a finger if you have to pause • Be ready to 'Stop and Jot' in response to a key question

Reading the Paper and the Sources

10 Minutes ACTIVE reading time.

Use reciprocal reading strategies to try to understand as much of the texts as possible

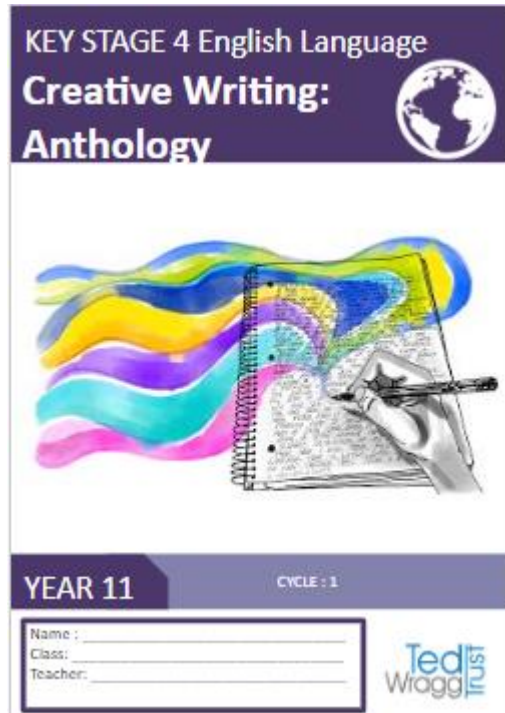
READ and BUG the questions

- BOX command words
- Underline question focus
- GLANCE back to check you are on track
- **HIGHLIGHT SECTION/LINE NUMBERS**

Reading the Text

- **Activate prior knowledge** of content and themes
- **Annotate relevant info** for each question
- **Highlight Key Evidence (quotations)**
- **Box lines linked to specific questions**

Paper 1: Explorations in Creative Reading and Writing



Writing for the exam:

- Learn lots of Tier 2 Vocabulary
- Learn structures for writing: Drop, shift, zoom
- Develop their own character which they can put in different situations
- Develop a character, idea or scene over a number of lessons which they can use in the exam
- Scaffold students in creating their own original writing
- Write their own descriptions and learn them off by heart

Tips for success for Paper 1

We can't predict the subject of the unseen texts but we can...

- Learn the question stems
- Read a range of fiction texts and practice 'thinking like an examiner'
- Learn what the mark scheme is and how to structure answers to hit it
- Practice timings
- Use the St Luke's revision website to focus on individual analysis skills e.g. writing about **imagery** or how to explore **connotations (QR code on back of resource)**
- Use Seneca to revise different questions
- Practice basic grammar skills e.g. using full stops and capital letters and punctuation accurately
- Take interest in their character for their creative writing and practice writing stories
- Create flashcards of subject terminology or put posters around rooms
- Watch films and think about the choices in structure (atmosphere established, introduction of key ideas, foreshadowing, flashbacks, chronology, focus, shifts, perspectives)

Seneca



There is lots of free content on Seneca but also some activities which you can pay for, if you wish.

AQA Spotlight on English language



St Luke's Revision Website



TikTok: There are some questionable accounts on TikTok which are promoting strategies that are not entirely helpful e.g. shoehorning very ambitious words into answers which achieve the opposite effect if they are done out of context- advice: check with your teacher!

Exam Stress and Mental Health Support



YOUNGMINDS



Information and support

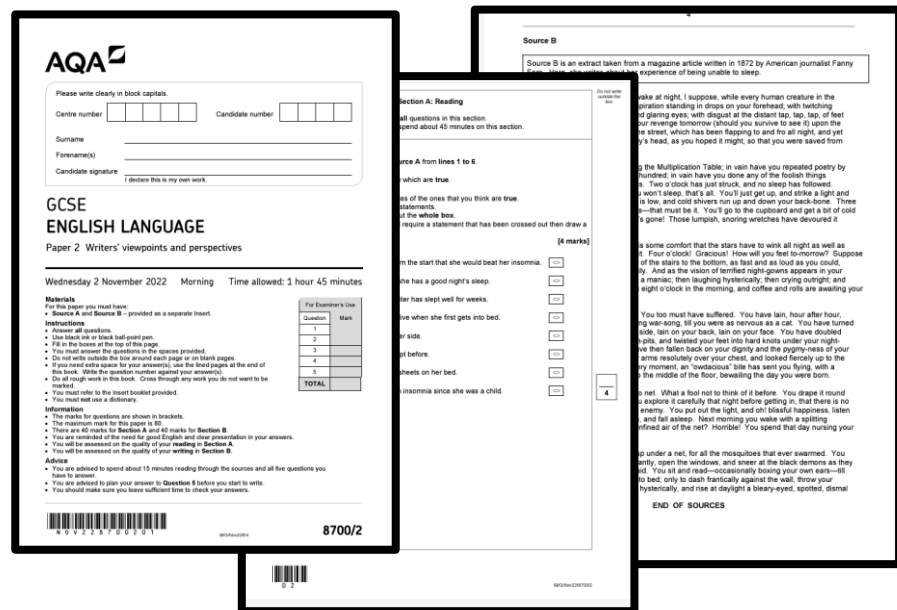
Paper 2: Writer's Viewpoints and Perspectives

Section A: Reading

1	True/False (AO1)	4 Marks
2	Comparison Summary (AO1)	8 Marks
3	Language Analysis (AO2)	12 marks
4	Compare Writer's Views and Perspectives (AO3)	16 Marks

Section B: Writing

5	Content and Organisation (AO5)	24 Marks
5	Technical Accuracy aka SPAG (AO6)	16 Marks



Overview of the Paper

➤ 1hr 45mins

Section A Reading: 40 Marks (25%)

➤ 2 Sources: 1 from 19th Century

➤ 1 hr






➤ 4 Questions

Section B Writing: 40 Marks (25%)

➤ 45 mins

➤ One 'writing to argue' task



 Activate	 Predict	 Question	 Clarify	 Summarise	Habits of Excellent Readers
What prior knowledge do I have of...? Can I remember anything about...? The title could be linked to...? I think I've learnt about... in...	I wonder if... because... I imagine... because... I predict... because... I think... will happen because..... I think...because...	Who? What? Where? When? Why? How? Could? Should? Would?	Are there any challenging words? Is there anything confusing or unclear?	What are the most important details? What is each paragraph about? How does the text change from beginning to middle to end?	<ul style="list-style-type: none"> • Find the correct page in your book quickly • Sit like a scholar • Track the text with a bookmark or ruler as your teacher/ peer reads • Be prepared to read at any point so listen actively • Switch readers quickly when I say your name • Be ready to 'Hold the Place' with a finger if you have to pause • Be ready to 'Stop and Jot' in response to a key question

Reading the Paper and the Sources

10 Minutes ACTIVE reading time.

Use reciprocal reading strategies to try to understand as much of the texts as possible

READ and BUG the questions

- BOX command words
- Underline question focus
- GLANCE back to check you are on track
- **HIGHLIGHT SECTION/LINE NUMBERS**

Reading the Text

- **Activate prior knowledge** of content and themes
- **Annotate relevant info** for each question
- **Highlight Key Evidence (quotations)**
- **Box lines linked to specific questions**

Tips for success for Paper 2

We can't predict the subject of the unseen texts but we can...

- Learn the question stems
- Read a range of **non fiction texts** and practice 'thinking like an examiner' (articles, speeches etc)
- Learn what the mark scheme is and how to structure answers to hit it
- Practice timings
- Use the St Luke's revision website to focus on individual analysis skills e.g. writing about **imagery** or how to explore **connotations (QR code on back of resource)**
- Use Seneca to revise different questions
- Practice basic grammar skills e.g. using full stops and capital letters and punctuation accurately
- Create flashcards of subject terminology or put posters around rooms
- Revise rhetorical and persuasive techniques
- Learn ways to structure non-fiction
- Talk about 'hot topics' such as sport, careers, animal testing, education etc!

Paper 2: Explorations in Creative Reading and Writing



Writing for the exam:

- **Learn lots of Tier 2 Vocabulary**
- **Learn structures for writing: including research, expert voices, anecdotes**
- **Develop planning skills: considering main points of an argument and developing opinions over a number of paragraphs**
- **Scaffold students in creating their own powerful writing**
- **Practice using the features of different forms of writing e.g. speeches, magazines**
- **Consider how you might adapt writing to an audience**

Paper 1: Literature

Section A: Shakespeare: Romeo and Juliet

02 1 Question which includes an extract and whole text

AO1: Ideas and Evidence

AO2: Writer's methods

AO3: Context

30 marks

AO4

Technical Accuracy (SPAG)

4 Marks

Section B: 19th Century Novel: A Christmas Carol


08 1 Question which includes an extract and whole text

AO1: Ideas and evidence

AO2: Writer's methods

AO3: Context

30 marks



Overview of the Paper

➤ 1hr 45mins

Section A: R&J 34 marks (25%)

➤ 52 minutes

➤ Romeo and Juliet Question

➤ Extract and whole text

Section B: ACC 30 Marks (25%)

➤ 52 mins

➤ A Christmas Carol Question

➤ Extract and whole text

- an AQA 16-page answer book.
- Instructions**
- Use black ink or black ball-point pen. Do not use pencil.
 - Write the information required on the front of your answer book. The Paper Reference is 8702/2.
 - Answer one question from Section A, one question from Section B and both questions in Section C.
 - You must not use a dictionary.

- Information**
- The marks for questions are shown in brackets.
 - The maximum mark for this paper is 96.
 - AQA will be assessed in Section A. There are 4 marks available for AO4 in Section A. In addition to 30 marks for answering the question. AO4 assesses the following skills: use a range of vocabulary and sentence structures for clarity, purpose and effect, with accurate spelling and punctuation.
 - There are 30 marks for Section B and 32 marks for Section C.

4

Section A: Modern prose or drama

Answer one question from this section on your chosen text.

An Inspector Calls

Why present what life is like for women in *An Inspector Calls*?

Why present what life is like for women in the play?

Why present what life is like for women.

[30 marks]
AO4 [4 marks]

Why present the different ways older and younger characters respond to the Inspector?

Why present the different ways older and younger characters respond to the Inspector?

[30 marks]
AO4 [4 marks]

Examiner's Initials	For Examiner's Use
Examination Date:	For office use only
Date Number:	
Submitted	Total
Number on each book	

Do not use correction fluid.
LOOK CAPITALS.

Paper 2: Literature Modern texts and Poetry

Section A: Modern Texts: An Inspector Calls

Q1 or 2	Choice of two questions
	AO1: Ideas and Evidence AO2: Writer's methods AO3: Context
	AO4 Technical Accuracy (SPAG) 4 Marks

Section B: Poetry: Power and Conflict

Q26	1 poetry comparison question on named poem (printed in paper) and another Anthology poem
	AO1: Ideas and evidence AO2: Writer's methods AO3: Context

Section C: Modern Texts: An Inspector Calls

Q27.1	1 question on Unseen Poem (AO1 & AO2) 24 Marks
Q27.2	Compare methods (AO2 only) first unseen poem with 2 nd unseen poem 8 Marks

Overview of the Paper

- **2hr 15mins**
- Section A: AIC 34 marks (25%)**
- 50 minutes
- Romeo and Juliet Question
- Extract and whole text
- Section B: Anthology Poem 30 Marks (25%)**
- 45 mins
- A Christmas Carol Question
- Extract and whole text
- Section C: Unseen Poetry 24+8 Marks**
- 30 mins
- Unseen poem Analysis 24 marks
- Unseen poem comparison 8 marks

Tips for success for Literature

Successful Revision for Literature

- Make sure children know the plot: watch film versions; listen to audiobooks; read the texts again
- Make sure students use their knowledge organisers to learn powerful knowledge, context and quotations
- Make flashcards of key quotations, characters and themes/concepts
- Use St Luke's Revision website for revising IMPACTS or details about the texts
- Complete practice questions/ past papers on St Luke's Revision Website
- Create posters and flashcards of key quotes and vocabulary
- Watch videos on Youtube from: Mr Bruff, Mr Salles, Comics and Lit
- From Cycle 2 complete homework essays
- Use Seneca

Seneca



There is lots of free content on Seneca but also some activities which you can pay for, if you wish.

BBC Bitesize



St Luke's Revision Website



TikTok: There are some questionable accounts on TikTok which are promoting strategies that are not entirely helpful e.g. shoehorning very ambitious words into answers which achieve the opposite effect if they are done out of context- advice: check with your teacher!

Ways to revise and recall key information

Leitner method

Cornell Notes

Mind Maps

