


# How to find your timetable

## Step 1:

Log in to your school email account using the link on the school website: [www.stlukescofe.school](http://www.stlukescofe.school)

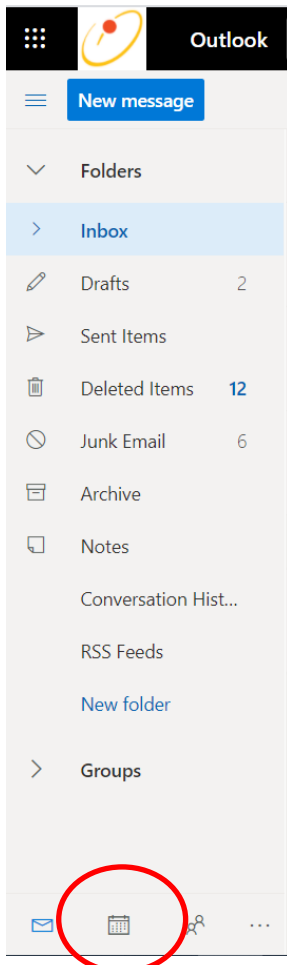
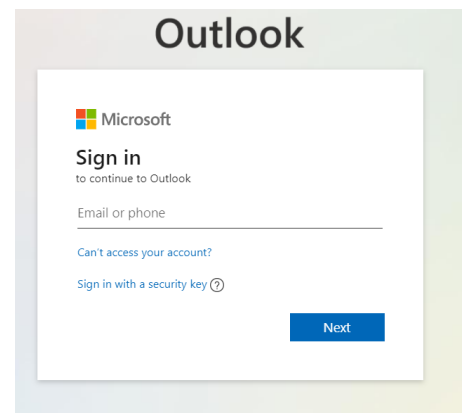
The link for your email is under 'Useful Links' at the bottom of the home page.



## Step 2:

Login with your school email and password (@stlukescofe.school)

This is the same as your login for Google Classroom



## Step 3:

Click on the calendar icon on the bottom left of the screen.

## Step 4:

This shows you your school timetable.

The bold heading is your class code (the same as your Google Classroom class name) and the lighter text is the room.

